

上海式 • 潮州式炒爐 Shanghai • Chiu Chow Style Wok Range



上海式
Shanghai Style
WRS-2B-G

潮州式
Chiu Chow Style
WRC-2A-G

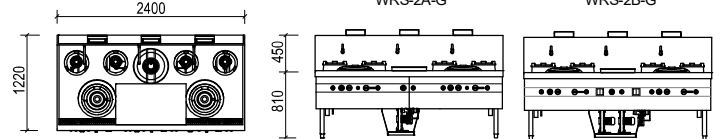
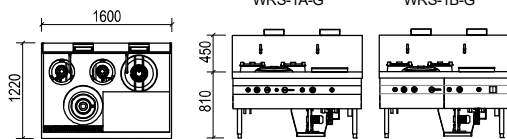
特徵與優點

- "Power Flame" 上海及潮州式炒爐分別配備強力清風爐頭、湯罉、尾炮台及文華爐頭，以滿足傳統滬菜及潮州菜對炒、鹵、燜、煨、燉等烹調方法的需求
- 上海式炒爐配11吋生鐵爐圈，適合12~16吋單柄炒鑊
潮州式炒爐配14吋生鐵爐圈，適合18~22吋炒鑊
- 安全可靠，系列A內置熄火安全裝置，系列B則配備熄火安全監控裝置及電子點火裝置
- 清潔衛生，#304不銹鋼外殼，符合食物安全標準及確保高抗蝕性以提昇產品耐用度
- 採用高質耐火磚，確保有效隔熱及方便更換

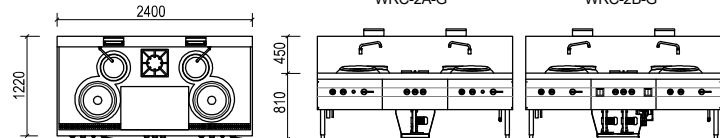
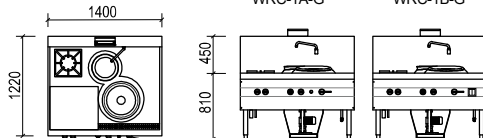
Features and Benefits

- With different combinations of Air Blast Burner, Soup Pot and Rear Burner, Shanghai & Chiu Chow Style Wok Range are designed to help you deliver the most authentic Shanghai & Chiu Chow cuisine by performing the various traditional Chinese cooking techniques including stir frying, stewing, simmering and braising
- Shanghai Style Wok Range comes with 11 inch cast iron ring for approx. 12~16 inch single handle wok. Chiu Chow Style Wok Range comes with 14 inch cast iron ring for approx. 18~22 inch wok
- Series A is equipped with the built-in Flame Failure Device. Series B is equipped with the Safety Surveillance System and Electronic Ignition Device
- Top, sides, front panel with #304 stainless steel for hygiene and resistance to corrosion and oxidation

上海式 Shanghai Style



潮州式 Chiu Chow Style



		上海式 Shanghai Style			潮州式 Chiu Chow Style		
		單爐頭 Single burner	雙爐頭 Double burner		單爐頭 Single burner	雙爐頭 Double burner	
系列 A	Series A	WRS-1A-G	WRS-2A-G	/	WRC-1A-G	WRC-2A-G	/
系列 B	Series B	WRS-1B-G	/	WRS-2B-G	WRC-1B-G	/	WRC-2B-G
闊 x 深 x 高 (毫米)	Width x Depth x Height (mm)	1600 x 1220 x (810+450)		2400 x 1220 x (810+450)	1400 x 1220 x (810+450)		2400 x 1220 x (810+450)
淨重 / 毛重 (公斤)	Net / Gross Wt. (kgs)	350 / 470		630 / 830	305 / 425		510 / 710
熱輸入量 千瓦 (英熱單位 / 小時) / 操作氣壓 (水柱毫米)		Heat input kW (BTU / hr.) / Operating Pressure (mm water column)					
煤氣	Town Gas	61 (208193) / 100		109 (372017) / 100	72 (245736) / 100		125 (426625) / 100
石油氣	L.P. Gas	60.5 (206487) / 280		109.5 (373724) / 280	73 (249149) / 280		128 (436864) / 280
天然氣	Natural Gas	59.5 (203074) / 200		105.5 (360072) / 200	70 (238910) / 200		120 (409560) / 200
燃料駁口 (毫米)	Fuel pipe connection (mm)	Ø38			Ø25	Ø38	
煤氣 / 石油氣 / 天然氣	Town Gas / L.P. Gas / Natural Gas						
來水 / 去水駁口 (毫米)	Water inlet / Drainage pipe (mm)	Ø15 / Ø38			Ø15 / Ø38		
風機 (型號)	Air blower (Model No.)	E1 (Qty: 1)	E4 (Qty: 1)	E1 (Qty: 2)	E1 (Qty: 1)	E4 (Qty: 1)	E1 (Qty: 2)
耗電量 (千瓦) / 電壓	Loading (kW) / Voltage (V/Ph/Hz)	0.25 / (220/1/50)	0.55 / (220/1/50)	2 x 0.25 / (220/1/50)	0.25 / (220/1/50)	0.55 / (220/1/50)	2 x 0.25 / (220/1/50)
生鐵圈 (英寸)	Cast Iron Ring (inch)	11			14		
適用炒鑊 (英寸)	Suitable Wok Size (inch)	12~16			18~22		

備註	
標準部件及配件:	<ul style="list-style-type: none"> • 熄火安全裝置 (系列 A) • 熄火安全監控裝置 (系列 B) • 電子點火裝置 (系列 B)
另選配件:	<ul style="list-style-type: none"> • 鐘座 • 炸西架 • 220V/1Ph/60Hz 風機 • 鼓風機 • 調味板 • 水盆 • 鑊枕 • 鑊碼
此產品適合: 煤氣, 石油氣, 天然氣使用 (採購前必須列明氣體種類)	
如欲查閱CE / ETL認證型號, 請參照CE / ETL系列產品目錄	

Remarks	
Standard Components & Accessories:	<ul style="list-style-type: none"> • Flame Failure Device (Series A) • Safety Surveillance System (Series B) • Electronic Ignition Device (Series B) • Air Blower • Condiment Board
Optional Accessories:	<ul style="list-style-type: none"> • Wok Stand • Sieve Holder • 220V/1Ph/60Hz Air Blower • Water Pan • Wok Supporter • Wok Ring Clip
Fuels suit for:	Town Gas, L.P. Gas, Natural Gas (Pls specify gas type when ordering).
Please refer to CE / ETL booklet for CE / ETL certified models.	